




TORONADO 31



HUSTLER 30




VERL 900



CONSTANTINI 30



ARPÈGE



## Voiliers habitables non transportables (suite)

1/200 5 m =

NOM	Chantier	Jauge	Cat.	Mat.	L. Ht.	L. Fl.	Bau	T.E.	S.V.	Poids	Lest	N.C	Prix
CHASS. CF (5)	RICHARD	6,27	—	PL/BO	9,12	7,10	2,84	1,37	36,60	3800	1500	5/6	165900
ALBIN BAL (5)	PUVIEUX MARINE	—	—	PL	9,14	6,90	2,96	1,55	44,00	3300	1550	5/6	178800
FISHER 30	FAIRWAYS SMIP	8,55	2	PL	9,14	7,65	2,90	1,30	42,00	6500	3250	5	195000
JAGUAR 30	TREPORT CN DU	—	—	PL	9,14	7,68	3,80	1,72	44,00	4500	1800	7	150000
NORTHEAS. 30	FAIRWAYS SMIP	10,26	2	PL	9,14	7,65	3,20	1,30	42,00	7000	3250	6	225000
MOODY 30	VANEK	—	—	PL	9,15	7,93	3,07	1,42	49,00	3600	1300	6	—
TAHITI KETCH (5)	PFISTER	7,32	—	BO	9,15	8,62	3,05	1,30	48,00	6000	2300	4/5	130000
DRAGONFLY	FRANCQUEVILLE	—	—	CP/PL	9,20	8,85	2,92	1,80	46,00	2400	1120	5/6	109800
ETENDARD	ARCHAMBAULT	8,40	—	PL	9,20	—	3,00	1,10	39,00	4250	1750	5	167500
GOLDEN SHAM.	PICHAVANT	—	—	BM	9,20	8,60	3,20	1,70	—	3200	1700	4/5	140000
SUP. ARLEQUIN	QUERE	5,90	—	PL	9,20	6,95	2,92	1,50/1,70	27,00	2500	1200	—	109200
TORONADO (5)	SUNA MARINE	7,91	—	PL	9,20	6,75	3,05	1,40	36,20	3400	1500	6/7	142000
VERL 900 (5)	PONANT LOISIRS	—	—	PL	9,22	7,32	2,92	1,45	42,00	2715	1175	—	133300
HUSTLER 30	NAVALCO	5,51	—	PL	9,24	6,85	2,89	1,45	27,70	3360	1500	6	—
ARPEGE (5)	DUFOUR	7,46	2	PL	9,25	6,70	3,00	1,35	48,00	3600	1500	6	141960
COSTANTINI 30	COSTANTINI	9,28	2	CP	9,25	6,90	3,02	1,72	45,10	2700	1350	5	136275